




ANNUAL STATISTICAL REVIEW 2002



MALTA INTERNATIONAL AIRPORT PLC

Mission Statement

“It is the mission of Malta International Airport plc to foster a philosophy of customer care within a commercial and secure air travel environment.

We are committed to provide the highest standards of service to all our customers – airlines, service providers and the public alike. To foster this culture of service, we consider the personal development of each member of our staff paramount to the overall success of the company. We are committed to help staff achieve their individual potential while at the same time meeting demands of new technology and an increasingly sophisticated workplace. This emphasis on partnership has been the success story for us, our staff and our shareholder.”



MALTA INTERNATIONAL AIRPORT plc

Luqa LQA 05, Malta. Tel: +356 21 249600. Fax: +356 21 249563.

Direct dialling-in: 2369 + extension

e-mail: mia@maltairport.com <http://www.maltairport.com>

Malta International Airport plc incorporates the services of the following facilities:



Malta International Airport is a member of:



Our People make the Difference.



ANNUAL STATISTICAL REVIEW 2002

Malta International Airport plc

Contents

Notes	2
Introduction	3

Section 1 Passenger Movements

Monthly Totals – Main Countries/Regions	5
Monthly Totals by Country	7
Monthly Totals – Airports of Destination/Origin	10
Airlines operating to/from Malta	13
1997 – 2002 Annual Total Passenger Movements	14

Section 2 Aircraft Movements

Monthly Totals – Main Countries/Regions	16
Monthly Totals by Country	18
Monthly Totals – Airports of Destination/Origin	21
Airlines operating to/from Malta	24
Types of Aircraft	25
1997 – 2002 Annual Total Aircraft Movements	26
Air Traffic Control Statistics	27

Section 3 General Data

Malta International Airport – General Data	29
Cities Connected to Malta International Airport	30
2002 Meteorological Information	32
Time Audits – Arrivals and Other Data	33
Passenger Profile	34
Tax Free Sales	35
Commercial Statistics	36

Notes

The compilation of detailed traffic statistics is an important function of Malta International Airport's Information Management Unit.

Passenger and airline statistics cover both arrivals and departures and are thus represented in this publication unless otherwise indicated.

The statistics contained in this review may differ from other sources on aviation traffic since they do not take account of flights not serviced in one way or another by Malta International Airport plc. These include certain private flights, military flights, as well as a number of cargo flights. Inter-island helicopter flights are described as domestic traffic.

The statistics are therefore focused on commercial air traffic in Malta and represent a valuable source of information available to the general public.

LIST OF DEFINITIONS

Aircraft Movements – An aircraft movement is an aircraft take-off or landing at Malta International Airport.

Passenger – Every person over the age of two on board a departing or arriving aircraft but excluding crew members and passengers in transit.

Transit Passengers – Passengers who arrive and depart from the airport with a flight bearing the same flight number. They are counted only once.

Scheduled Flight – An aircraft movement operated according to an official timetable including any extra flight services of a scheduled service.

Charter Flight – An aircraft movement which is operated by an airline on behalf of an operator or a group of operators.

General Aviation – All private tourism and business flights, air taxis and flights operated by an air club aircraft, business organisation or individuals.

Freight Flight – Movements by aircraft and helicopters operated for commercial transport operations involving freight and/or mail.

Introduction

It is with great pleasure that I introduce you to the Annual Statistical Review for 2002. This publication contains a wealth of reliable information on the trends and operations at Malta International Airport during last year. It is an important source for all our business partners and organisations involved in the aviation sector.

Last year was not as bleak as we might have expected it to be. For the first time in nearly two years, MIA experienced an average increase of 8% in international passenger movements during the last quarter of 2002. Other positive indicators give us good reason to be optimistic for the year ahead. Reputable airlines operating to Malta have already announced an increase in their flight frequencies and others are expected to follow suit. Furthermore, new airlines have confirmed their intentions to commence operations MIA later on this year.

In 2002, Malta International Airport plc celebrated ten successful years of achievement. Last year also marked an important development, the Government's privatisation of Malta International Airport plc by selling 40% of its equity stake to Malta Mediterranean Link Consortium Ltd and a further 20% to private investors after calling an Initial Public Offering.

MIA is earnestly working to diversify its operations into new areas of ancillary services so far untapped that have great potential to attract new business to Malta. This is where Malta Mediterranean Link Consortium Ltd comes into perspective. The positive track record in various fields of operations of Vienna International Airport and SNC Lavalin have brought a wealth of experience and the necessary know-how for MIA to develop into a main hub within the Mediterranean basin.

Our concepts are innovative but we firmly believe that they can be fully exploited only with the shared commitment of our business partners. Likewise, they can only be implemented with the diligence and determination that our employees have always shown. To them, I express a special word of gratitude and encourage them to look forward and embrace the challenges that lay ahead of us.



Peter Bolech
Chief Executive Officer
Malta International Airport plc

February 2003



SECTION 1 PASSENGER MOVEMENTS



2002 Monthly Totals – Main Countries / Regions

PASSENGER MOVEMENTS

SECTION 1

	JAN	FEB	MAR	APR	MAY	JUN	JUL	AUG	SEP	OCT	NOV	DEC	TOTAL 2002	INDEX 2001= 100
SCHEDULED FLIGHTS														
U.K.	29,778	33,661	44,098	47,136	48,383	55,224	60,346	76,262	66,181	61,557	43,733	37,555	603,914	106
Germany	11,825	15,386	23,703	23,988	26,123	22,386	27,843	26,608	31,528	32,066	21,977	15,889	279,322	118
Italy	17,160	17,965	22,740	24,389	23,510	29,412	39,329	45,591	32,576	23,774	19,165	18,846	314,457	101
Other Europe - E.U.	11,744	15,164	25,522	34,553	42,160	39,191	52,450	59,289	42,683	35,965	18,861	12,236	389,818	93
Other Europe - Non E.U.	5,591	6,026	11,381	11,814	12,910	14,455	25,950	25,490	17,710	16,992	9,194	8,232	165,745	88
African Continent	11,472	9,659	12,619	9,977	9,857	10,785	13,427	16,319	16,059	11,175	8,461	10,211	140,021	88
Middle East	743	703	1,650	1,161	885	955	1,265	785	1,132	1,062	859	874	12,074	45
TOTAL SCHEDULED	88,313	98,564	141,713	153,018	163,828	172,408	220,610	250,344	207,869	182,591	122,250	103,843	1,905,351	100
CHARTER FLIGHTS														
U.K.	16,692	15,895	28,734	31,944	33,680	39,646	52,635	52,877	49,304	49,077	26,736	17,152	414,372	89
Germany	2,410	5,952	11,363	11,300	11,036	10,397	8,301	9,249	16,078	16,021	1,594	-	103,701	62
Italy	750	656	1,247	328	1,207	3,118	2,068	6,014	2,863	1,097	577	170	20,095	115
Other Europe - E.U.	1,068	1,608	7,998	11,922	16,318	11,368	15,890	22,481	14,012	11,638	4,378	3,659	122,340	93
Other Europe - Non E.U.	463	206	413	824	1,145	1,998	4,406	5,265	4,368	635	305	1,465	21,493	69
African Continent	98	-	-	34	46	36	214	624	131	577	230	294	2,284	333
TOTAL CHARTER	21,481	24,317	49,755	56,352	63,432	66,563	83,514	96,510	86,756	79,045	33,820	22,740	684,285	84

2002 Monthly Totals – Main Countries / Regions (Cont'd)

PASSENGER MOVEMENTS

SECTION 1

	JAN	FEB	MAR	APR	MAY	JUN	JUL	AUG	SEP	OCT	NOV	DEC	TOTAL 2002	INDEX 2001=100
GENERAL AVIATION														
U.K.	-	-	-	15	3	-	7	12	5	20	44	4	110	26
Germany	-	7	-	4	10	13	3	3	7	6	1	2	56	55
Italy	27	80	90	56	84	76	82	117	82	109	10	160	973	45
Other Europe - E.U.	6	28	21	72	63	51	69	20	45	76	92	31	574	124
Other Europe - Non E.U.	22	15	52	22	64	29	18	35	42	17	41	5	362	91
African Continent	53	77	86	104	132	99	70	93	87	122	102	79	1,104	270
Asia	-	-	-	-	-	-	-	4	-	-	-	-	4	-
Middle East	4	-	-	2	-	-	-	-	3	-	-	5	14	78
S. / N. America	-	1	15	-	-	-	1	-	-	-	-	-	17	340
TOTAL GENERAL AVIATION	112	208	264	275	356	268	250	284	271	350	290	286	3,214	81
TOTAL														
U.K.	46,470	49,556	72,832	79,095	82,066	94,870	112,988	129,151	115,490	110,654	70,513	54,711	1,018,396	98
Germany	14,235	21,345	35,066	35,292	37,169	32,796	36,147	35,860	47,613	48,093	23,572	15,891	383,079	95
Italy	17,937	18,701	24,077	24,773	24,801	32,606	41,479	51,722	35,521	24,980	19,752	19,176	335,525	102
Other Europe - E.U.	12,818	16,800	33,541	46,547	58,541	50,610	68,409	81,790	56,740	47,679	23,331	15,926	512,732	93
Other Europe - Non E.U.	6,076	6,247	11,846	12,660	14,119	16,482	30,374	30,790	22,120	17,644	9,540	9,702	187,600	85
African Continent	11,623	9,736	12,705	10,115	10,035	10,920	13,711	17,036	16,277	11,874	8,793	10,584	143,409	89
Asia	-	-	-	-	-	-	-	4	-	-	-	-	4	-
Middle East	747	703	1,650	1,163	885	955	1,265	785	1,135	1,062	859	879	12,088	44
S. / N. America	-	1	15	-	-	-	1	-	-	-	-	-	17	189
TOTAL PASSENGER MOVEMENTS	109,906	123,089	191,732	209,645	227,616	239,239	304,374	347,138	294,896	261,986	156,360	126,869	2,592,850	95
Transit Passengers	1,823	1,528	1,609	2,032	2,986	3,152	2,495	2,630	2,536	3,111	2,112	1,936	27,950	112
TOTAL INTERNATIONAL PASSENGERS	111,729	124,617	193,341	211,677	230,602	242,391	306,869	349,768	297,432	265,097	158,472	128,805	2,620,800	95
Domestic Passengers	1,186	1,333	2,802	3,440	4,610	5,456	5,999	7,007	6,088	5,388	2,221	1,446	46,976	92
GRAND TOTAL	112,915	125,950	196,143	215,117	235,212	247,847	312,868	356,775	303,520	270,485	160,693	130,251	2,667,776	95

2002 Monthly Totals by Country

PASSENGER MOVEMENTS

SECTION 1

	JAN	FEB	MAR	APR	MAY	JUN	JUL	AUG	SEP	OCT	NOV	DEC	TOTAL 2002	INDEX 2001= 100
Austria	1,759	2,675	4,370	4,401	7,852	5,791	4,622	5,372	4,400	5,017	3,294	1,545	51,098	90
Belgium	1,505	1,624	2,768	3,902	5,281	5,092	9,349	9,139	6,497	4,998	2,867	1,778	54,800	106
Denmark	1,067	1,215	2,342	2,907	3,613	4,180	4,614	4,274	3,275	3,153	1,163	1,325	33,128	93
Eire	1,043	1,012	1,764	2,013	2,576	5,928	6,453	6,663	5,685	2,842	1,755	1,059	38,793	95
Finland	-	-	255	305	300	-	-	-	143	1,127	721	-	2,851	38
France	4,502	6,024	9,318	19,360	22,338	16,342	20,705	27,579	19,552	13,327	5,955	4,813	169,815	101
Germany	14,235	21,345	35,066	35,292	37,169	32,796	36,147	35,860	47,613	48,093	23,572	15,891	383,079	95
Greece	433	356	2,611	1,133	1,980	1,653	1,527	2,591	1,482	2,066	1,014	265	17,111	65
Italy	17,937	18,701	24,077	24,773	24,801	32,606	41,479	51,722	35,521	24,980	19,752	19,176	335,525	102
Luxembourg	-	-	146	289	298	307	330	432	326	354	66	30	2,578	105
Netherlands	2,220	3,285	5,423	8,293	12,131	9,643	13,144	13,033	10,373	12,053	3,979	2,821	96,398	89
Portugal	-	-	3	-	6	-	1,850	2,801	1,032	202	7	295	6,196	60
Spain	-	16	3,537	2,226	670	182	3,401	8,003	2,455	789	1,056	1,491	23,826	153
Sweden	289	593	1,004	1,718	1,496	1,492	2,414	1,903	1,520	1,751	1,454	504	16,138	59
U.K.	46,470	49,556	72,832	79,095	82,066	94,870	112,988	129,151	115,490	110,654	70,513	54,711	1,018,396	98
TOTAL E.U.	91,460	106,402	165,516	185,707	202,577	210,882	259,023	298,523	255,364	231,406	137,168	105,704	2,249,732	97
Albania	-	40	-	-	-	28	-	-	-	-	-	-	68	425
Bulgaria	451	545	643	717	768	647	809	832	765	730	920	966	8,793	191
Croatia	-	76	-	-	-	-	-	90	3	-	-	-	169	42
Cyprus	624	720	1,783	855	672	902	982	1,406	937	1,231	827	693	11,632	95
Czech Republic	179	-	1,038	903	433	821	4,046	3,588	1,996	741	180	205	14,130	94
Gibraltar	-	-	267	267	-	-	-	-	-	-	-	-	534	110
Hungary	464	-	5	448	987	1,807	2,615	2,541	2,184	533	739	916	13,239	103
Latvia	1	-	-	-	-	-	-	-	-	-	-	-	1	-
Macedonia	144	-	-	-	-	-	-	131	-	-	-	144	419	297
Moldova	-	77	-	-	-	-	-	-	-	-	-	-	77	-

2002 Monthly Totals by Country (Cont'd)

PASSENGER MOVEMENTS

SECTION 1

	JAN	FEB	MAR	APR	MAY	JUN	JUL	AUG	SEP	OCT	NOV	DEC	TOTAL 2002	INDEX 2001=100
Norway	405	720	1,277	1,416	1,012	1,512	2,859	1,234	1,396	2,623	1,081	659	16,194	94
Poland	-	-	-	-	972	725	1,361	1,138	1,313	197	14	34	5,754	99
Romania	140	-	-	-	-	-	-	-	-	-	-	613	753	144
Russia	921	623	1,109	1,730	3,382	3,878	7,240	7,965	4,379	2,706	1,319	962	36,214	108
Slovak Republic	-	-	-	1	26	-	-	-	-	4	-	-	31	8
Slovenia	-	-	-	372	-	451	1,034	1,472	1,255	82	-	-	4,666	150
Switzerland	1,901	2,390	4,829	4,604	4,428	4,153	6,090	6,889	5,513	7,259	3,696	2,748	54,500	58
Turkey	534	931	660	893	810	641	802	929	1,087	1,013	555	1,227	10,082	96
Ukraine	-	-	-	131	371	545	1,411	1,587	612	342	-	-	4,999	173
Yugoslavia	312	125	235	323	258	372	1,125	988	680	183	209	535	5,345	95
TOTAL OTHER EUROPE	6,076	6,247	11,846	12,660	14,119	16,482	30,374	30,790	22,120	17,644	9,540	9,702	187,600	85
TOTAL EUROPE	97,536	112,649	177,362	198,367	216,696	227,364	289,397	329,313	277,484	249,050	146,708	115,406	2,437,332	96
Maldives	-	-	-	-	-	-	-	4	-	-	-	-	4	-
TOTAL ASIA	-	-	-	-	-	-	-	4	-	-	-	-	4	-
Algeria	-	-	-	-	34	36	102	575	54	-	172	54	1,027	708
Egypt	558	602	672	715	595	768	1,038	1,390	1,274	810	1,408	739	10,569	115
Ethiopia	-	-	-	-	-	-	-	-	53	388	-	-	441	-
Ghana	-	-	-	-	-	-	-	-	-	-	-	79	79	-
Kenya	-	-	-	-	-	-	-	-	-	189	-	-	189	-
Libya	8,244	6,505	7,485	6,678	7,092	7,127	8,361	9,380	8,547	7,369	5,165	6,134	88,087	86
Liberia	-	-	-	-	2	-	-	-	-	-	-	-	2	-
Morocco	681	576	513	530	506	410	834	974	815	682	63	479	7,063	61
Niger	-	-	-	4	-	-	-	-	-	-	-	-	4	-
Nigeria	-	-	-	-	-	-	-	-	-	-	-	161	161	310
Tanzania	49	-	-	-	-	-	-	-	-	-	58	-	107	382
Tunisia	2,091	2,053	4,035	2,188	1,806	2,579	3,376	4,717	5,534	2,436	1,927	2,938	35,680	97
TOTAL AFRICAN CONTINENT	11,623	9,736	12,705	10,115	10,035	10,920	13,711	17,036	16,277	11,874	8,793	10,584	143,409	89

2002 Monthly Totals by Country (Cont'd)

PASSENGER MOVEMENTS

SECTION 1

	JAN	FEB	MAR	APR	MAY	JUN	JUL	AUG	SEP	OCT	NOV	DEC	TOTAL 2002	INDEX 2001= 100
Israel	4	-	99	98	-	-	373	-	-	208	-	5	787	20
Kuwait	-	-	-	2	-	-	-	-	-	-	-	-	2	-
Syria	-	-	-	-	-	-	-	-	3	-	-	-	3	-
U.A.E.	743	703	1,551	1,063	885	955	892	785	1,132	854	859	874	11,296	100
TOTAL MIDDLE EAST	747	703	1,650	1,163	885	955	1,265	785	1,135	1,062	859	879	12,088	44
U.S.A.	-	1	15	-	-	-	1	-	-	-	-	-	17	-
TOTAL NORTH AND SOUTH AMERICA	-	1	15	-	-	-	1	-	-	-	-	-	17	189
TOTAL PASSENGER MOVEMENTS	109,906	123,089	191,732	209,645	227,616	239,239	304,374	347,138	294,896	261,986	156,360	126,869	2,592,850	95
Transit Passengers	1,823	1,528	1,609	2,032	2,986	3,152	2,495	2,630	2,536	3,111	2,112	1,936	27,950	112
TOTAL INTERNATIONAL PASSENGERS	111,729	124,617	193,341	211,677	230,602	242,391	306,869	349,768	297,432	265,097	158,472	128,805	2,620,800	95
Domestic Passengers	1,186	1,333	2,802	3,440	4,610	5,456	5,999	7,007	6,088	5,388	2,221	1,446	46,976	92
GRAND TOTAL	112,915	125,950	196,143	215,117	235,212	247,847	312,868	356,775	303,520	270,485	160,693	130,251	2,667,776	95

2002 Monthly Totals – Airports of Destination / Origin

PASSENGER MOVEMENTS SECTION 1

RANK 2002	AIRPORT	JAN	FEB	MAR	APR	MAY	JUN	JUL	AUG	SEP	OCT	NOV	DEC	TOTAL 2002	INDEX 2001=100	RANK 2001
1	LONDON, GATWICK - U.K.	14,600	17,094	22,947	25,537	24,735	30,710	35,928	47,253	39,932	33,795	23,672	18,679	334,882	103	1
2	MANCHESTER - U.K.	10,500	10,589	14,468	16,833	16,453	19,950	22,200	27,694	24,071	23,515	17,767	14,425	218,465	94	2
3	FRANKFURT - Germany	8,634	11,191	16,911	14,931	15,969	14,801	16,347	16,736	20,479	19,625	12,252	8,952	176,828	102	4
4	LONDON, HEATHROW - U.K.	12,285	11,917	15,281	14,079	13,257	14,277	15,438	17,463	16,181	15,436	13,580	11,657	170,851	90	3
5	ROME, FIUMICINO - Italy	9,769	10,145	12,997	12,915	12,283	13,175	16,921	18,630	14,051	14,348	11,439	10,594	157,267	109	5
6	PARIS, ORLY - France	3,216	4,773	7,128	11,263	12,103	10,381	11,158	15,048	11,450	8,367	4,361	3,424	102,672	115	9
7	AMSTERDAM - Netherlands	2,220	3,285	5,423	8,293	12,120	9,306	13,144	13,033	10,373	12,050	3,979	2,821	96,047	89	6
8	TRIPOLI - Libya	8,071	6,378	7,361	6,640	7,048	7,079	8,321	9,325	8,509	7,337	5,111	6,068	87,248	9	7
9	CATANIA - Italy	5,399	5,367	6,537	7,742	7,423	6,930	8,241	10,953	8,362	5,971	4,706	4,280	81,911	88	8
10	BIRMINGHAM - U.K.	4,499	4,584	7,305	7,051	5,751	5,482	7,526	8,273	8,355	8,064	5,750	4,422	77,062	10	11
11	MILAN, MALPENSA - Italy	1,726	2,484	3,236	3,476	3,836	9,260	13,348	14,187	8,368	3,325	2,016	2,251	67,513	102	12
12	BRUSSELS - Belgium	1,505	1,624	2,768	3,902	5,119	5,092	9,349	9,139	6,497	4,998	2,867	1,778	54,638	107	14
13	MUNICH - Germany	1,275	1,782	3,587	5,040	6,498	4,657	4,047	5,882	6,676	6,369	4,907	3,004	53,724	105	15
14	DUSSELDORF - Germany	1,316	2,075	4,006	4,234	5,308	3,965	4,470	5,841	7,360	7,758	2,176	1,475	49,984	105	16
15	VIENNA - Austria	1,759	2,675	4,137	4,168	6,317	5,226	4,346	5,086	4,400	4,772	2,767	1,545	47,198	91	13
16	ZURICH - Switzerland	1,888	2,383	4,248	3,748	3,553	3,182	4,792	5,275	4,455	5,734	3,256	2,546	45,060	55	10
17	GLASGOW - U.K.	1,310	1,180	2,783	3,852	4,296	4,424	6,247	4,536	4,811	5,436	2,309	1,478	42,662	91	17
18	DUBLIN - Eire	1,043	1,012	1,764	2,013	2,420	4,731	5,301	5,332	4,675	2,688	1,755	1,059	33,793	94	18
19	LONDON, STANSTED - U.K.	1,066	1,130	1,423	1,925	3,203	3,408	4,079	4,639	3,762	3,961	1,640	1,603	31,839	125	23
20	TUNIS - Tunisia	2,090	2,041	4,032	2,188	1,701	2,350	2,262	2,943	3,617	2,364	1,771	2,938	30,297	98	19
21	BERLIN, TEGEL - Germany	1,041	1,805	3,489	2,801	2,005	2,328	3,058	1,920	2,871	3,846	1,689	1,178	28,031	139	29
22	BRISTOL - U.K.	898	1,638	2,509	2,609	2,645	2,639	2,972	2,927	2,725	3,053	2,114	1,062	27,791	93	20
23	EAST MIDLANDS - U.K.	526	766	1,124	913	2,622	3,121	3,860	3,530	3,304	4,015	802	553	25,136	108	25
24	STUTTGART - Germany	343	987	2,191	2,284	2,940	2,627	2,229	2,909	3,599	3,023	1,041	603	24,776	83	21
25	COPENHAGEN - Denmark	1,067	1,215	1,014	1,879	2,482	2,821	3,448	2,861	2,132	2,084	876	1,081	22,960	87	22
26	HAMBURG - Germany	469	738	1,330	1,861	1,851	1,984	2,261	1,322	2,678	2,975	1,224	677	19,370	116	32
27	MOSCOW, SHEREMETYEVO - Russia	-	-	4	302	1,883	2,355	4,126	4,719	2,019	1,375	-	-	16,783	94	31
28	MOSCOW, DOMODEDOVO - Russia	917	623	1,105	1,271	1,322	1,523	2,385	2,389	1,648	1,166	1,319	962	16,630	127	39
29	LYON - France	487	780	968	2,160	2,570	1,301	1,664	2,255	1,799	1,192	754	353	16,283	100	35

2002 Monthly Totals – Airports of Destination / Origin (Cont'd)

PASSENGER MOVEMENTS SECTION 1

RANK 2002	AIRPORT	JAN	FEB	MAR	APR	MAY	JUN	JUL	AUG	SEP	OCT	NOV	DEC	TOTAL 2002	INDEX 2001=100	RANK 2001
30	STOCKHOLM - Sweden	289	593	1,004	1,718	1,496	1,492	2,414	1,903	1,520	1,751	1,454	504	16,138	77	28
31	OSLO - Norway	405	720	1,277	1,416	1,006	1,512	2,859	1,234	1,396	2,330	1,081	659	15,895	97	34
32	NEWCASTLE - U.K.	183	-	1,152	1,452	1,800	2,050	2,342	2,265	2,081	2,317	-	-	15,642	62	24
33	LONDON, LUTON - U.K.	242	-	1,200	1,322	1,579	1,822	2,282	2,218	1,894	2,233	89	-	14,881	89	33
34	ATHENS - Greece	433	301	1,829	1,055	1,646	1,392	1,522	2,120	1,477	1,475	1,014	265	14,529	64	26
35	PRAGUE - Czech Republic	179	-	1,038	903	433	821	4,046	3,584	1,996	741	180	205	14,126	94	36
36	PALERMO - Italy	940	8	-	499	822	966	1,794	3,041	1,763	860	1,006	1,861	13,560	126	46
37	BUDAPEST - Hungary	464	-	5	448	987	1,807	2,615	2,541	2,184	533	739	916	13,239	103	40
38	PARIS, CH. DE GAULLE - France	792	121	201	1,383	2,862	692	1,859	1,863	-	1,775	668	488	12,704	60	27
39	NORWICH - U.K.	128	658	1,034	1,116	1,109	1,245	1,436	1,204	1,261	1,535	917	359	12,002	134	52
40	LARNACA - Cyprus	624	720	1,783	855	672	902	982	1,406	937	1,231	827	693	11,632	95	42
41	MARSEILLE - France	-	-	123	1,554	1,810	1,318	1,636	2,015	1,845	1,299	-	-	11,600	96	43
42	DUBAI - U.A.E.	743	703	1,551	1,063	885	955	892	785	1,132	854	859	874	11,296	100	45
43	CAIRO - Egypt	558	602	668	681	595	761	1,038	1,390	1,250	810	1,408	739	10,500	115	50
44	BILLUND - Denmark	-	-	1,328	1,028	1,131	1,359	1,166	1,413	1,143	1,069	287	244	10,168	112	51
45	ISTANBUL - Turkey	534	931	660	893	810	634	802	929	1,065	1,013	554	1,227	10,052	98	48
46	BARCELONA - Spain	-	-	1,110	1,115	128	80	1,764	3,119	1,429	334	465	266	9,810	170	60
47	EXETER - U.K.	233	-	1,067	1,395	982	758	99	938	1,110	1,357	1,133	469	9,541	103	49
48	LOURDES - France	-	338	288	697	423	178	2,252	2,934	1,469	151	145	538	9,413	110	53
49	GENEVA, COINTRIN - Switzerland	13	-	576	856	871	958	1,298	1,614	1,058	1,523	434	202	9,403	171	62
50	SOFIA - Bulgaria	451	545	643	717	768	647	809	832	765	730	768	819	8,494	184	71
51	HANNOVER - Germany	669	923	1,133	901	787	678	851	636	788	696	282	-	8,344	43	30
52	CARDIFF - U.K.	-	-	-	-	1,027	1,315	1,616	1,310	1,315	1,408	-	2	7,993	-	-
53	MADRID - Spain	-	-	1,472	495	538	-	1,334	2,263	372	141	282	544	7,441	137	64
54	LEIPZIG - Germany	488	651	754	948	988	694	638	613	814	543	-	-	7,131	57	41
55	CASABLANCA - Morocco	632	576	506	526	506	410	834	974	815	671	50	479	6,979	62	44
56	LEEDS / BRADFORD - U.K.	-	-	-	-	938	1,100	1,373	1,061	1,101	1,200	-	-	6,773	96	54
57	MULHOUSE - France	-	-	127	826	792	836	883	1,256	1,155	366	-	-	6,241	115	63
58	BELFAST - U.K.	-	-	539	286	116	318	2,281	1,125	906	347	285	-	6,203	172	77
59	LISBON - Portugal	-	-	3	-	-	-	1,850	2,561	1,032	202	-	290	5,938	57	47

2002 Monthly Totals – Airports of Destination / Origin (Cont'd)

PASSENGER MOVEMENTS SECTION 1

RANK 2002	AIRPORT	JAN	FEB	MAR	APR	MAY	JUN	JUL	AUG	SEP	OCT	NOV	DEC	TOTAL 2002	INDEX 2001=100	RANK 2000
60	WARSAW - Poland	-	-	-	-	972	725	1,361	1,134	1,313	197	14	34	5,750	99	59
61	LIVERPOOL - U.K.	-	-	-	-	864	927	376	1,011	1,135	1,071	-	-	5,384	133	74
62	BELGRADE - Yugoslavia	312	125	235	323	258	372	1,125	988	680	183	209	535	5,345	97	61
63	MONASTIR - Tunisia	-	-	-	-	63	179	936	1,774	1,914	40	152	-	5,058	105	69
64	CORK - Eire	-	-	-	-	156	1,197	1,132	1,331	1,010	154	-	-	4,980	102	66
65	KIEV - Ukraine	-	-	-	131	371	545	1,411	1,496	612	342	-	-	4,908	-	-
66	LJUBLJANA - Slovenia	-	-	-	372	-	451	1,034	1,468	1,255	79	-	-	4,659	147	79
67	BERLIN, SHOENEFELD - Germany	-	-	241	356	173	49	1,253	-	1,313	1,220	-	-	4,605	33	38
68	DRESDEN - Germany	-	-	-	370	472	668	990	-	701	1,256	-	-	4,457	94	70
69	NANTES - France	-	-	-	490	872	813	588	1,158	484	-	-	-	4,405	69	57
70	TOULOUSE - France	1	-	-	429	655	806	658	1,042	682	-	-	-	4,273	88	67
71	NUREMBERG - Germany	-	1,188	1,424	1,228	-	-	-	-	-	-	-	-	3,840	-	-
72	NAPLES - Italy	-	3	279	3	381	694	149	1,076	704	98	145	13	3,545	-	-
73	SOUTHAMPTON - U.K.	-	-	-	-	439	571	641	546	549	701	-	2	3,449	-	-
74	ABERDEEN - U.K.	-	-	-	326	70	-	991	143	592	650	182	-	2,954	73	73
75	FINDEL - Luxembourg	-	-	146	289	298	307	330	432	326	354	66	30	2,578	-	-
76	HELSINKI - Finland	-	-	255	305	300	-	-	-	143	840	721	-	2,564	-	56
77	BERGAMO - Italy	-	-	-	-	-	-	792	1,262	366	-	-	-	2,420	-	81
78	ST. PETERSBURG - Russia	4	-	-	-	22	-	729	857	708	-	-	-	2,320	-	-
79	THESSALONIKI - Greece	-	55	782	68	334	218	-	464	-	360	-	-	2,281	-	-
80	GERONA, COSTA BRAVA - Spain	-	-	-	255	-	-	183	1,215	428	1	-	-	2,082	-	-
81	VENICE - Italy	-	568	289	2	-	334	-	4	796	-	-	-	1,993	-	-
	Others	670	499	2,934	2,640	2,696	3,598	2,660	6,490	2,953	4,303	2,044	2,144	33,631	-	-
	TOTAL PASSENGER MOVEMENTS	109,906	123,089	191,732	209,645	227,616	239,239	304,374	347,138	294,896	261,986	156,360	126,869	2,592,850	95	
	Transit Passengers	1,823	1,528	1,609	2,032	2,986	3,152	2,495	2,630	2,536	3,111	2,112	1,936	27,950	112	
	TOTAL INTERNATIONAL PASSENGERS	111,729	124,617	193,341	211,677	230,602	242,391	306,869	349,768	297,432	265,097	158,472	128,805	2,620,800	95	
	Domestic Passengers	1,186	1,333	2,802	3,440	4,610	5,456	5,999	7,007	6,088	5,388	2,221	1,446	46,976	92	
	GRAND TOTAL	112,915	125,950	196,143	215,117	235,212	247,847	312,868	356,775	303,520	270,485	160,693	130,251	2,667,776	95	

Airlines operating to / from Malta

RANK 2002	CARRIER	TOTAL 2002	TOTAL 2001	INDEX 2001 = 100	RANK 2001
1	Air Malta	1,637,717	1,690,834	97	1
2	Lufthansa	107,869	101,364	106	3
3	Britannia Airways	94,133	113,310	83	2
4	Alitalia	93,226	99,232	94	4
5	British Airways	85,891	93,372	92	5
6	Excel Airways	79,811	49,814	160	9
7	My Travel Airways	53,857	-	-	-
8	JMC Airlines	49,430	69,006	72	7
9	Condor	44,358	291	-	51
10	Air 2000	33,816	49,261	69	11
11	Corsair	31,392	28,686	109	14
12	Maersk Air	31,314	29,252	107	13
13	Air Berlin	27,638	-	-	-
14	Emirates	22,251	20,866	107	16
15	Libyan Arab Airlines	20,997	31,540	67	12
16	Airtours International	19,778	64,380	31	8
17	Deutsche BA	18,421	519	3,549	37
18	Aeroflot	16,765	15,436	109	17
19	Tuninter	16,200	14,937	108	18
20	Sobelair N.V.	14,439	11,990	120	19
21	Transavia	13,581	26,280	52	15
22	Air Lib France	8,026	-	-	-
23	Astreaus	6,712	-	-	-
24	JAT Jugoslovenski	6,521	7,092	92	24
25	Fischer Air	5,514	3,870	142	28
26	Malev Hungarian Airlines	5,079	4,896	104	27
27	Monarch Airlines	4,940	-	-	97
28	LOT Polish Airlines	4,363	5,745	76	25

PASSENGER MOVEMENTS SECTION 1

RANK 2002	CARRIER	TOTAL 2002	TOTAL 2001	INDEX 2001 = 100	RANK 2001
29	Adria Airways	4,025	3,117	129	29
30	Aerosweet Airlines	3,493	3,031	115	30
31	Aigle Azur	3,269	191	1,712	-
32	Finnair	2,851	7,309	39	22
33	Luxair	2,526	2,457	103	31
34	Pulkovo Aviation	2,315	1,812	128	33
35	Eurofly	2,224	1,492	149	34
36	Futura International Airways	1,305	-	-	-
37	White Eagle Aviation	1,155	185	624	59
38	Medavia/MTL	1,052	359	293	46
39	Kalifa Airways	993	-	-	-
40	Azzurraair	980	193	508	57
41	Spanair S.A.	920	129	713	64
42	Blue Line	871	-	-	-
43	Austrian Airlines	795	-	-	-
44	Aeris	668	5,284	13	26
45	Air France	614	-	-	-
46	Eurojet	493	473	104	41
47	Air One	426	39	1,092	83
48	Swiss International Air	385	-	-	-
49	Air Aruba N.V.	354	-	-	-
50	Volare Airlines	343	-	-	101
	Others	6,754	171,710		
	TOTAL PASSENGER MOVEMENTS	2,592,850	2,729,754	95	
	Transit Passengers	27,950	25,028	112	
	TOTAL INTERNATIONAL PASSENGERS	2,620,800	2,754,781	95	
	Malta Air Charter	46,976	51,231	92	
	GRAND TOTAL	2,667,776	2,806,013	95	


1997 – 2002 Annual Total Passenger Movements

PASSENGER MOVEMENTS

SECTION 1

DEPARTURES ONLY

1997 1998 1999 2000 2001 2002



	JAN	FEB	MAR	APR	MAY	JUN	JUL	AUG	SEP	OCT	NOV	DEC	TOTAL
1997	72,027	66,014	100,682	122,755	139,708	120,212	152,233	194,601	150,966	137,440	94,615	68,768	1,420,021
1998	72,440	68,549	96,978	128,710	132,185	132,488	159,052	203,508	162,689	145,705	102,294	75,733	1,480,331
1999	76,166	71,988	101,715	125,572	133,179	138,847	166,730	202,785	165,807	154,125	107,883	73,162	1,517,959
2000	79,539	75,599	105,885	134,424	134,342	139,629	165,792	202,452	168,297	149,659	90,931	68,957	1,515,506
2001	72,591	67,524	98,373	125,244	127,629	132,007	161,633	197,555	163,014	131,197	79,963	56,453	1,413,183
2002	61,599	61,113	95,001	108,481	115,107	123,251	151,406	187,750	151,780	142,254	85,078	62,393	1,345,213
% Variance 2001/2002	-15.1%	-9.5%	-3.4%	-13.4%	-9.8%	-6.6%	-6.3%	-5.0%	-6.9%	8.4%	6.4%	10.5%	-4.8%

TOTAL PASSENGERS MOVEMENTS (ARRIVALS + DEPARTURES)													
1997	128,026	130,794	200,160	243,762	274,323	234,841	307,793	368,961	291,868	256,980	176,279	138,848	2,752,635
1998	128,982	136,654	192,096	253,527	262,794	260,261	323,375	385,714	313,137	273,852	192,845	152,236	2,875,473
1999	140,474	143,302	206,090	246,077	268,986	276,170	342,432	388,361	328,101	293,460	204,654	146,451	2,984,558
2000	146,865	150,999	212,521	277,258	270,016	280,297	344,714	384,956	336,394	280,994	175,770	143,930	3,004,714
2001	135,641	140,389	200,472	251,489	258,568	267,160	335,350	375,452	323,649	247,162	152,247	118,434	2,806,013
2002	112,915	125,950	196,143	215,117	235,212	247,847	312,868	356,775	303,520	270,485	160,693	130,251	2,667,776

Passenger figures also include passengers travelling to and from Gozo and transit passengers. Transit passengers are counted only once.



SECTION 2 AIRCRAFT MOVEMENTS



2002 Monthly Totals – Main Countries / Regions

AIRCRAFT MOVEMENTS

SECTION 2

	JAN	FEB	MAR	APR	MAY	JUN	JUL	AUG	SEP	OCT	NOV	DEC	TOTAL 2002	INDEX 2001=100
SCHEDULED FLIGHTS														
U.K.	313	302	345	399	413	446	490	562	489	464	365	373	4,961	103
Germany	128	142	186	212	229	204	212	200	228	226	177	175	2,319	116
Italy	240	210	234	271	292	348	414	436	353	256	241	232	3,527	97
Other Europe - E.U.	145	148	244	351	453	384	475	504	387	344	200	148	3,783	95
Other Europe - Non E.U.	76	74	114	134	150	167	235	231	203	185	107	98	1,774	90
African Continent	206	176	222	189	194	196	222	243	238	200	176	197	2,459	91
Middle East	14	12	15	15	13	13	19	13	13	18	12	14	171	34
TOTAL SCHEDULED	1,122	1,064	1,360	1,571	1,744	1,758	2,067	2,189	1,911	1,693	1,278	1,237	18,994	97
CHARTER FLIGHTS														
U.K.	103	95	171	197	237	251	329	322	304	301	168	107	2,585	91
Germany	30	56	94	146	124	122	82	82	140	145	18	-	1,039	74
Italy	12	8	13	12	12	45	22	73	31	18	6	3	255	112
Other Europe - E.U.	10	22	76	122	150	122	138	190	123	112	44	36	1,145	99
Other Europe - Non E.U.	9	10	6	14	18	25	36	42	39	11	2	17	229	66
African Continent	8	4	-	5	5	7	11	18	10	8	8	4	88	83
Middle East	2	-	1	-	-	-	1	-	-	-	1	2	7	32
S. / N. America	-	-	-	1	-	-	-	-	-	-	-	-	1	33
TOTAL CHARTER	174	195	361	497	546	572	619	727	647	595	247	169	5,349	87
GENERAL AVIATION														
U.K.	1	1	1	5	4	3	7	4	3	8	6	4	47	76
Germany	-	4	4	5	8	11	3	7	5	11	6	5	69	128
Italy	32	45	44	50	65	76	61	73	38	64	14	19	581	89
Other Europe - E.U.	9	20	20	30	45	45	42	33	38	40	26	17	365	115
Other Europe - Non E.U.	12	16	15	22	27	17	17	18	21	9	12	12	198	129
African Continent	26	37	36	36	50	41	40	34	38	29	47	36	450	98
Asia	-	-	-	-	-	-	-	1	-	2	-	-	3	-
Middle East	4	1	3	1	1	5	-	2	3	2	1	3	26	72
S. / N. America	-	1	1	-	-	-	1	1	-	-	-	-	4	200
TOTAL GENERAL AVIATION	84	125	124	149	200	198	171	173	146	165	112	96	1,743	100

2002 Monthly Totals – Main Countries / Regions (Cont'd)

AIRCRAFT MOVEMENTS

SECTION 2

	JAN	FEB	MAR	APR	MAY	JUN	JUL	AUG	SEP	OCT	NOV	DEC	TOTAL 2002	INDEX 2001= 100
FREIGHT FLIGHTS														
U.K.	-	-	-	-	1	-	1	-	-	-	5	-	7	700
Germany	8	6	8	10	8	10	8	6	10	8	11	8	101	88
Italy	-	-	-	2	1	-	-	-	-	-	-	-	3	150
Other Europe - E.U.	4	8	9	1	-	1	1	1	-	-	1	-	26	35
Other Europe - Non E.U.	-	-	-	3	-	-	2	-	-	2	1	1	9	12
African Continent	11	3	2	10	14	15	19	11	5	17	18	23	148	822
Asia	-	-	4	3	-	-	-	-	-	-	-	-	7	-
Middle East	5	3	-	-	-	-	-	-	-	1	2	6	17	189
TOTAL FREIGHT	28	20	23	29	24	26	31	18	15	28	38	38	318	109
TOTAL														
U.K.	417	398	517	601	655	700	827	888	796	773	544	484	7,600	99
Germany	166	208	292	373	369	347	305	295	383	390	212	188	3,528	99
Italy	284	263	291	335	370	469	497	582	422	338	261	254	4,366	97
Other Europe - E.U.	168	198	349	504	648	552	656	728	548	496	271	201	5,319	96
Other Europe - Non E.U.	97	100	135	173	195	209	290	291	263	207	122	128	2,210	87
African Continent	251	220	260	240	263	259	292	306	291	254	249	260	3,145	95
Asia	-	-	4	3	-	-	-	1	-	2	-	-	10	500
Middle East	25	16	19	16	14	18	20	15	16	21	16	25	221	39
S. / N. America	-	1	1	1	-	-	1	1	-	-	-	-	5	100
TOTAL AIRCRAFT MOVEMENTS	1,408	1,404	1,868	2,246	2,514	2,554	2,888	3,107	2,719	2,481	1,675	1,540	26,404	95
Domestic Flights	188	183	275	387	433	457	549	600	559	516	256	221	4,624	94
GRAND TOTAL	1,596	1,587	2,143	2,633	2,947	3,011	3,437	3,707	3,278	2,997	1,931	1,761	31,028	95

2002 Monthly Totals by Country

AIRCRAFT MOVEMENTS SECTION 2

	JAN	FEB	MAR	APR	MAY	JUN	JUL	AUG	SEP	OCT	NOV	DEC	TOTAL 2002	INDEX 2001=100
Austria	28	33	43	45	92	62	50	51	42	48	43	24	561	97
Belgium	24	25	40	49	58	58	81	75	62	51	30	20	573	95
Denmark	8	12	18	23	34	36	37	34	24	27	10	12	275	87
Eire	10	13	17	20	26	46	48	46	45	28	13	9	321	92
Finland	-	-	2	2	2	-	-	-	2	8	6	-	22	36
France	58	58	88	183	241	180	203	236	183	148	75	63	1,716	102
Germany	166	208	292	373	369	347	305	295	383	390	212	188	3,528	99
Greece	9	11	38	30	36	30	30	40	25	39	22	4	314	83
Italy	284	263	291	335	370	469	497	582	422	338	261	254	4,366	97
Luxembourg	-	-	5	8	8	12	8	10	8	10	3	1	73	109
Netherlands	24	32	45	82	113	90	105	113	90	105	36	36	871	98
Portugal	-	1	3	-	1	1	26	31	16	6	3	3	91	59
Spain	-	5	39	44	19	21	50	74	33	11	11	20	327	163
Sweden	7	8	11	18	18	16	18	18	18	15	19	9	175	65
U.K.	417	398	517	601	655	700	827	888	796	773	544	484	7,600	99
TOTAL E.U.	1,035	1,067	1,449	1,813	2,042	2,068	2,285	2,493	2,149	1,997	1,288	1,127	20,813	98
Albania	-	2	-	-	-	4	-	-	-	-	-	-	6	120
Armenia	1	-	-	-	-	-	-	-	-	-	-	-	1	-
Belarus	-	-	-	-	-	-	-	-	-	11	-	-	11	1100
Bulgaria	9	9	8	9	9	8	10	11	9	-	11	12	105	102
Croatia	1	2	1	2	3	-	2	4	5	-	-	-	20	71
Cyprus	9	11	23	26	13	12	16	21	19	15	12	8	185	112
Czech Republic	2	-	10	15	12	14	34	40	26	17	4	2	176	108
Georgia	-	2	-	-	-	-	-	-	-	-	-	-	2	-
Gibraltar	-	-	2	2	-	-	-	-	1	-	-	-	5	83
Hungary	4	-	1	11	12	19	20	19	19	7	9	8	129	96
Latvia	1	-	-	-	-	-	-	-	-	-	-	-	1	50
Macedonia	1	-	-	-	-	-	-	2	-	-	-	2	5	250
Moldova	-	2	-	-	-	-	-	-	-	-	1	-	3	-
Norway	7	8	15	22	19	18	25	20	20	27	15	9	205	107
Poland	-	-	-	-	14	14	12	12	14	3	2	3	74	128

2002 Monthly Totals by Country (Cont'd)

AIRCRAFT MOVEMENTS

SECTION 2

	JAN	FEB	MAR	APR	MAY	JUN	JUL	AUG	SEP	OCT	NOV	DEC	TOTAL 2002	INDEX 2001=100
Romania	2	-	-	1	-	-	-	-	-	-	-	8	11	138
Russia	11	12	14	15	32	34	49	45	37	23	14	10	296	97
Slovak Republic	-	-	-	2	4	-	2	-	-	3	-	-	11	122
Slovenia	-	-	-	4	2	4	8	12	12	5	-	-	47	147
Switzerland	33	34	49	42	50	52	72	64	63	74	41	45	619	61
Turkey	10	14	8	12	11	12	13	11	18	12	9	14	144	78
Ukraine	-	-	-	2	8	12	16	20	10	6	-	-	74	200
Yugoslavia	6	4	4	8	6	6	11	10	10	4	4	7	80	94
Total Other Europe	97	100	135	173	195	209	290	291	263	207	122	128	2,210	87
TOTAL EUROPE	1,132	1,167	1,584	1,986	2,237	2,277	2,575	2,784	2,412	2,204	1,410	1,255	23,023	96
India	-	-	-	-	-	-	-	-	-	2	-	-	2	-
Kyrgyzstan	-	-	4	3	-	-	-	-	-	-	-	-	7	-
Maldives	-	-	-	-	-	-	-	1	-	-	-	-	1	-
TOTAL ASIA	-	-	4	3	-	-	-	1	-	2	-	-	10	500
Algeria	1	4	-	3	2	2	5	12	5	1	6	5	46	131
Burkina Faso	-	-	-	-	-	-	-	-	-	1	-	-	1	-
Central Africa	-	-	-	-	-	-	-	-	-	-	-	1	1	-
Chad	-	-	-	-	1	2	-	-	-	-	-	-	3	300
Egypt	11	13	17	13	15	16	18	23	21	14	22	13	196	88
Ethiopia	-	-	-	1	-	2	-	-	2	6	-	-	11	275
Gambia	-	2	-	-	-	2	-	-	-	-	-	-	4	133
Ghana	-	-	-	-	-	-	-	-	-	-	-	2	2	50
Kenya	-	-	-	-	-	-	-	1	-	2	-	2	5	100
Liberia	-	-	-	-	2	-	-	-	-	-	-	-	2	-
Libya	170	144	164	167	176	177	191	179	171	175	167	165	2,046	103
Mali	1	-	-	-	-	-	-	-	-	-	-	1	2	22
Mauritania	2	-	-	-	-	-	-	-	-	-	-	-	2	100
Morocco	18	12	14	11	11	8	9	9	9	10	6	11	128	52
Niger	-	-	-	2	-	-	-	-	-	-	-	4	6	-
Nigeria	-	-	4	-	1	-	1	2	-	2	-	4	14	67

2002 Monthly Totals by Country (Cont'd)

AIRCRAFT MOVEMENTS

SECTION 2

	JAN	FEB	MAR	APR	MAY	JUN	JUL	AUG	SEP	OCT	NOV	DEC	TOTAL 2002	INDEX 2001= 100
Sierra Leone	2	-	-	-	-	-	-	-	-	-	-	-	2	-
South Africa	-	-	-	-	-	1	-	-	-	-	-	-	1	50
Sudan	-	-	-	-	-	-	1	-	-	-	-	-	1	25
Tanzania	2	-	-	1	-	-	1	-	-	-	1	1	6	600
Tunisia	44	44	61	42	52	49	65	79	83	43	47	52	661	97
Uganda	-	-	-	-	2	-	-	-	-	-	-	-	2	100
Zambia	-	-	-	-	1	-	1	1	-	-	-	-	3	150
TOTAL AFRICAN CONTINENT	251	220	260	240	263	259	292	306	291	254	249	260	3,145	95
Bahrain	-	-	-	-	-	1	-	-	-	-	-	-	1	25
Israel	3	-	6	2	1	2	6	2	-	6	-	3	31	38
Jordan	-	-	-	-	-	-	-	-	-	-	3	3	6	86
Kuwait	-	-	-	1	-	-	-	-	-	-	-	-	1	2
Lebanon	-	1	-	-	-	2	-	-	1	-	-	-	4	4
Saudi Arabia	1	-	-	-	-	-	1	-	-	-	1	-	3	43
Syria	-	-	-	-	-	-	-	-	1	-	-	-	1	1
U.A.E.	21	15	13	13	13	13	13	13	14	15	12	19	174	78
TOTAL MIDDLE EAST	25	16	19	16	14	18	20	15	16	21	16	25	221	39
Canada	-	-	-	1	-	-	-	-	-	-	-	-	1	-
U.S.A.	-	1	1	-	-	-	1	1	-	-	-	-	4	-
TOTAL NORTH AND SOUTH AMERICA	-	1	1	1	-	-	1	1	-	-	-	-	5	100
TOTAL AIRCRAFT MOVEMENTS	1,408	1,404	1,868	2,246	2,514	2,554	2,888	3,107	2,719	2,481	1,675	1,540	26,404	95
Domestic Flights	188	183	275	387	433	457	549	600	559	516	256	221	4,624	94
GRAND TOTAL	1,596	1,587	2,143	2,633	2,947	3,011	3,437	3,707	3,278	2,997	1,931	1,761	31,028	95

2002 Monthly Totals – Airports of Destination / Origin

AIRCRAFT MOVEMENTS

SECTION 2

RANK 2002	AIRPORT	JAN	FEB	MAR	APR	MAY	JUN	JUL	AUG	SEP	OCT	NOV	DEC	TOTAL 2002	INDEX 2001=100	RANK 2001
1	LONDON, GATWICK - U.K.	136	144	169	190	200	227	274	323	273	235	184	176	2,531	104	1
2	TRIPOLI - Libya	148	131	151	160	169	167	182	166	158	168	158	155	1,913	106	2
3	ROME, FIUMICINO - Italy	122	112	126	130	128	133	152	171	136	132	124	121	1,587	102	4
4	FRANKFURT - Germany	94	105	134	143	140	141	126	122	156	142	112	96	1,511	100	5
5	LONDON, HEATHROW - U.K.	131	112	125	122	125	128	128	135	121	125	119	124	1,495	87	3
6	MANCHESTER - U.K.	71	68	85	120	111	133	140	175	157	141	113	97	1,411	95	6
7	CATANIA - Italy	86	83	88	113	124	130	125	134	106	98	74	57	1,218	89	7
8	AMSTERDAM - Netherlands	24	32	44	82	110	88	104	112	89	102	36	35	858	97	8
9	PARIS, ORLY - France	34	36	58	84	102	83	88	109	86	72	39	37	828	123	11
10	MILAN, MALPENSA - Italy	26	27	27	41	46	108	133	137	98	34	26	30	733	97	10
11	BRUSSELS - Belgium	24	25	-	49	57	58	81	75	62	51	30	20	532	90	12
12	TUNIS - Tunisia	41	42	58	40	40	42	38	40	47	40	39	52	519	95	13
13	VIENNA - Austria	28	31	39	43	75	55	48	47	42	46	38	24	516	98	14
14	MUNICH - Germany	17	20	33	54	64	54	39	52	60	58	35	29	515	115	16
15	BIRMINGHAM - U.K.	34	28	42	44	36	32	46	50	52	46	33	30	473	102	15
16	ZURICH - Switzerland	29	26	42	33	36	37	53	48	47	55	31	34	471	59	9
17	DUSSELDORF - Germany	17	17	34	41	47	45	44	49	59	65	18	18	454	122	17
18	GLASGOW - U.K.	12	10	20	26	34	33	47	36	35	42	17	12	324	89	18
19	BERLIN, TEGEL - Germany	12	19	30	32	26	26	26	20	28	33	16	18	286	140	26
20	DUBLIN - Eire	10	13	16	20	23	37	38	36	36	26	13	9	277	91	19
21	LONDON, STANSTED - U.K.	11	10	9	17	26	24	30	33	26	29	19	19	253	140	33
22	STUTTGART - Germany	4	11	21	30	29	31	21	23	28	24	11	10	243	96	21
23	PALERMO - Italy	17	2	1	14	22	23	30	32	29	21	19	26	236	128	31
24	ATHENS - Greece	9	8	28	22	28	23	23	24	18	22	22	2	229	82	20
25	BRISTOL - U.K.	8	12	17	18	22	20	23	22	20	24	17	9	212	94	24
26	OSLO - Norway	7	8	15	22	18	18	25	20	20	24	15	9	201	112	34
27	EAST MIDLANDS - U.K.	5	7	9	8	24	24	29	26	24	29	10	5	200	106	29
28	COPENHAGEN - Denmark	8	11	7	15	26	26	28	24	16	19	7	10	197	81	22
29	HAMBURG - Germany	6	8	10	16	18	19	18	16	22	26	10	13	182	104	35

2002 Monthly Totals – Airports of Destination / Origin (Cont'd)

AIRCRAFT MOVEMENTS

SECTION 2

RANK 2002	AIRPORT	JAN	FEB	MAR	APR	MAY	JUN	JUL	AUG	SEP	OCT	NOV	DEC	TOTAL 2002	INDEX 2001=100	RANK 2001
30	PRAGUE - Czech Republic	2	-	10	15	12	14	34	39	26	17	4	2	175	108	39
31	STOCKHOLM - Sweden	7	8	11	18	18	16	18	18	18	15	19	9	175	91	28
32	DUBAI - U.A.E.	17	12	13	13	13	13	13	13	14	14	12	19	166	82	27
33	LARNACA - Cyprus	9	10	23	14	10	12	16	18	19	15	12	8	166	103	40
34	MOSCOW, DOMODEDOVO - Russia	8	8	10	10	14	18	22	19	19	13	14	10	165	140	48
35	CAIRO - Egypt	9	10	15	12	11	11	17	19	18	12	16	9	159	86	30
36	LYON - France	6	8	12	23	30	18	20	21	17	-	-	4	159	97	38
37	PARIS, CH. DE GAULLE - France	9	2	2	14	33	8	21	17	-	18	9	7	140	60	23
38	ISTANBUL - Turkey	10	14	8	12	11	10	11	11	13	11	8	14	133	76	36
39	GENEVA, COINTRIN - Switzerland	4	3	6	8	13	10	19	16	16	18	7	11	131	85	42
40	MARSEILLE - France	-	-	2	20	22	17	17	21	17	13	-	1	130	86	44
41	BUDAPEST - Hungary	4	-	1	11	12	19	20	19	19	7	9	8	129	96	47
42	NEWCASTLE - U.K.	3	-	9	10	16	16	18	18	16	19	1	-	126	73	37
43	MONASTIR - Tunisia	-	-	-	-	8	4	23	39	34	1	6	-	115	114	53
44	SOFIA - Bulgaria	9	9	8	8	9	8	9	11	9	11	10	11	112	112	54
45	BARCELONA - Spain	-	1	10	10	2	2	22	30	19	2	6	4	108	189	72
46	CASABLANCA - Morocco	12	8	11	10	11	8	9	9	8	9	3	8	106	50	25
47	MOSCOW, SHERMETYEVO - Russia	-	3	2	2	12	16	20	20	12	8	-	-	95	62	43
48	NORWICH - U.K.	2	6	8	9	8	8	11	8	8	10	8	4	90	143	67
49	HANNOVER - Germany	10	8	9	15	12	7	6	4	5	4	4	-	84	46	32
50	LONDON, LUTON - U.K.	2	-	8	14	8	8	11	8	9	13	2	-	83	88	56
51	LOURDES - France	-	2	2	5	4	4	20	25	13	1	1	5	82	114	62
52	BENGHAZI - Libya	17	9	10	5	4	8	6	5	3	3	5	6	81	74	49
53	MADRID - Spain	-	1	15	7	9	-	15	19	3	3	3	6	81	140	70
54	NAPLES - Italy	2	9	7	1	9	12	6	19	12	1	2	1	81	79	51
55	BELGRADE - Yugoslavia	6	4	4	8	5	6	11	10	9	4	4	7	78	99	59
56	SIGONELLA - Italy	5	4	19	4	4	5	5	5	4	12	4	7	78	55	46

2002 Monthly Totals – Airports of Destination / Origin (Cont'd)

AIRCRAFT MOVEMENTS

SECTION 2

RANK 2002	AIRPORT	JAN	FEB	MAR	APR	MAY	JUN	JUL	AUG	SEP	OCT	NOV	DEC	TOTAL 2002	INDEX 2001=100	RANK 2001
57	BILLUND - Denmark	-	1	11	8	8	10	8	10	8	8	3	2	77	107	61
58	LEIPZIG - Germany	6	8	9	16	14	5	4	5	5	4	-	-	76	49	41
59	ROME, CIAMPINO - Italy	1	7	3	14	4	14	5	7	3	9	4	5	76	141	4
60	EXETER - U.K.	2	-	8	10	8	6	1	7	8	10	10	5	75	107	64
61	LISBON - Portugal	-	-	3	-	-	-	23	28	14	5	-	2	75	52	45
62	FINDEL - Luxembourg	-	-	5	8	8	12	8	10	8	10	3	1	73	109	65
63	REGGIO CALABRIA - Italy	11	2	3	2	11	9	13	12	2	8	-	-	73	124	69
64	KIEV - Ukraine	-	-	-	2	8	12	16	18	10	6	-	-	72	267	-
65	WARSAW - Poland	-	-	-	-	14	14	12	10	14	3	2	3	72	124	71
66	MULHOUSE - France	-	-	2	8	8	10	8	10	10	4	-	-	60	115	77
67	TOULOUSE - France	2	-	1	9	11	11	8	10	8	-	-	-	60	113	76
68	LEEDS BRADFORD - U.K.	-	-	-	-	9	8	10	9	9	10	-	-	55	104	75
69	BELFAST - U.K.	-	-	7	2	2	3	17	8	8	3	3	-	53	196	-
70	CARDIFF - U.K.	-	-	-	-	8	8	10	8	8	10	-	1	53	-	-
71	DRESDEN - Germany	-	-	-	6	8	7	10	-	8	11	-	-	50	85	68
72	PARIS, LE BOURGET - France	3	7	1	2	5	5	4	3	5	7	6	1	49	123	-
73	NANTES - France	-	-	-	6	10	9	8	10	6	-	-	-	49	69	63
74	PALMA DE MALLORCA - Spain	-	-	9	15	3	4	-	1	2	3	2	6	45	375	-
75	LIVERPOOL - U.K.	-	-	-	-	8	7	3	8	9	9	-	-	44	129	-
76	LJUBLJANA - Slovenia	-	-	-	4	-	4	8	10	12	4	-	-	42	131	-
77	CORK - Eire	-	-	-	-	3	9	8	10	8	2	-	-	40	100	8
78	NUREMBERG - Germany	-	9	8	8	3	2	2	3	-	2	-	3	40	444	-
79	BERLIN, SCHOENEFELD - Germany	-	-	2	8	2	1	8	-	8	10	-	-	39	43	57
80	BRUSSELS, CHARLEROI - Belgium	-	-	39	-	-	-	-	-	-	-	-	-	39	975	-
81	THESSALONIKI - Greece	-	2	8	4	4	3	-	8	-	6	-	2	37	97	-
	Others	59	71	76	107	129	138	135	184	135	154	88	71	1,347	68	-
	TOTAL AIRCRAFT MOVEMENTS	1,408	1,404	1,868	2,246	2,514	2,554	2,888	3,107	2,719	2,481	1,675	1,540	26,404	95	
	Domestic Flights	188	183	275	387	433	457	549	600	559	516	256	221	4,624	94	
	GRAND TOTAL	1,596	1,587	2,143	2,633	2,947	3,011	3,437	3,707	3,278	2,997	1,931	1,761	31,028	95	

Airlines operating to / from Malta

AIRCRAFT MOVEMENTS SECTION 2

RANK 2002	CARRIER	TOTAL 2002	TOTAL 2001	INDEX 2001 = 100	RANK 2001
1	Air Malta	16,532	17,105	97	1
2	Alitalia	892	970	92	2
3	Lufthansa	750	750	100	5
4	British Airways	728	922	79	3
5	Libyan Arab Airlines	616	766	80	4
6	Medavia / Mtl	456	416	110	9
7	Excel Airways	452	254	178	15
8	Britannia Airways	404	486	83	7
9	Tuninter	354	320	111	12
10	My Travel Airways	323	-	-	-
11	Emirates	314	314	100	13
12	Condor	310	4	7,750	69
13	JMC Airlines	250	384	65	10
14	Maersk Air	234	233	100	16
15	Air Berlin	205	-	-	-
16	Air 2000	200	256	78	14
17	Eurojet	188	160	118	19
18	Corsair	186	130	143	20
19	Deutsche BA	166	6	2,767	55
20	Sobelair N.V.	136	110	124	22
21	Tibesti Air Libya	128	-	-	-
22	Transavia	118	188	63	18
23	Airtours International	116	362	32	11
24	JAT Jugoslovenski Aerotransport	110	110	100	21
25	Aeroflot	82	194	42	17
26	European Air Transport	76	68	112	-
27	Fischer Air	76	56	136	33

RANK 2002	CARRIER	TOTAL 2002	TOTAL 2001	INDEX 2001 = 100	RANK 2001
28	Luxair	66	62	106	28
29	Astreaus	64	-	-	-
30	Air Lib France	58	-	-	-
31	Aerosweet Airlines	52	56	93	32
32	Lot Polish Airlines	46	62	74	27
33	European Flight	42	20	210	40
34	Lufthansa Cargo	40	100	40	23
35	Adria Airways	34	32	106	37
36	Malev Hungarian Airlines	34	36	94	36
37	Aigle Azur	32	-	-	-
38	Bonair Aviation LTD	28	-	-	-
39	Eurofly	26	22	118	39
40	Khalifa Airways	24	-	-	-
41	Monarch Airlines	24	-	-	-
42	Finnair	22	58	38	31
43	Deutsche Rettungs Flugwacht	21	27	78	38
44	White Eagle Aviation	20	4	500	77
45	Netjet Aviation	19	-	-	-
46	African International	18	-	-	83
47	Azzurraair	18	5	360	59
48	Pulkovo Aviation	18	16	113	41
49	Fai Airservices A G	17	-	-	-
50	Spanair	16	2	800	-
	Others	1,263	2,674	-	-
	TOTAL	26,404	27,740	95	
	Malta Air Charter	4,624	4,912	94	
	GRAND TOTAL	31,028	32,652	95	

Types of Aircraft

MTOW CLASS (TONS)	AIRCRAFT TYPE	AVERAGE SEAT CAPACITY	AVERAGE MTOW (TONS)	TOTAL
>= 300	Antonov 124-100 Ruslan	-	392	6
	Boeing 747-200	-	372	4
	Boeing 747-400	361	335	14
299 - 200	McDonnell Douglas MD-11	241	286	2
	Airbus Industrie A340	322	271	2
	Boeing 777	303	264	26
	Mc Donnell Douglas DC-10	333	251	10
	Airbus Industrie A330	263	230	285
	Ilyushin 86	316	210	74
199 - 100	Ilyushin 76	-	190	30
	Boeing 767	299	169	112
	Airbus Industrie A300	248	160	148
	Mc Donnell Douglas DC-8	58	153	22
	Airbus Industrie A310	212	140	52
	Boeing 707	-	128	12
	Boeing 757	236	107	591
99 - 70	Tupolev 154M	118	97	47
	Airbus Industrie 321	189	86	976
	Boeing 727	100	84	321
	Boeing 737-800	187	78	649
	Airbus Industrie 320	169	74	5,071
	McDonnell Douglas MD-83	160	72	90
	Airbus Industrie 319	117	70	18
	Boeing 737-400	166	70	264
69 - 50	Boeing 737-700	147	69	262
	McDonnell Douglas MD-82	156	68	16
	Boeing 737-600	129	64	10

MTOW CLASS (TONS)	AIRCRAFT TYPE	AVERAGE SEAT CAPACITY	AVERAGE MTOW (TONS)	TOTAL
	McDonnell Douglas MD-80	133	64	890
	Boeing 737-300	138	61	10,984
	Antonov 12	96	60	14
	Yakovlev 42	120	57	4
	Boeing 737-200	129	56	2,824
	Boeing 737-500	112	56	62
	Mc Donnell Douglas DC-9	80	50	22
49 - 25	Tupolev 134A	71	49	7
	Fokker 100	109	44	10
	Avro RJ85	92	44	8
	Avro RJ70	82	43	6
	Cessna 172	2	43	16
	BAC One Eleven	-	42	2
	Fokker 70	26	40	2
	BAE 146-200	-	39	4
	BAC 414EG	28	38	8
	Gulfstream 3	2	34	12
	Fokker F28 Fellowship	85	33	176
	Gulfstream 4	2	32	20
	De Havilland DHC-8	78	29	6
BAC 212AR	-	27	21	
Gulfstream 5	81	27	6	
24 - 0	Antonov 26	120	24	129
	Embraer RJ145LU	50	22	66
	ATR 72	69	22	294
	Canadair CL-601	-	21	15
	Fokker 50	50	21	6
	BAe (HS) 748-242	44	20	2

AIRCRAFT MOVEMENTS SECTION 2

MTOW CLASS (TONS)	AIRCRAFT TYPE	AVERAGE SEAT CAPACITY	AVERAGE MTOW (TONS)	TOTAL
	Dassault Falcon 50	4	20	61
	Dassault Falcon 900	12	17	12
	ATR 42	48	17	28
	Yakovlev 40	24	16	18
	Embraer RJ135LU	37	15	6
	Dassault Falcon 10	8	13	69
	Learjet 35	7	10	253
	Dassault Falcon 100	8	9	8
	Beech 1900D Airliner	18	8	136
	Fairchild SA226TC Metro II	16	7	82
	Casa 212	18	7	50
	Learjet 410	15	6	12
	Beechcraft King Air C90	8	6	62
	De Havilland DHC-6 TwinOtter	13	6	13
	Embraer 121A	2	6	2
	Piper PA 42-Cheyenne	-	5	14
	Pilatus PC-12	40	5	10
	Beech Baron 58	-	3	10
	Piper PA 34-200T	2	2	21
	Piper 68	2	2	7
	Piper PA 28	3	2	41
	Cessna U206-B	5	2	45
	Piper PA 30	-	2	1
	Piper PA 32-300C Cherokee	2	2	34
	Piper PA 32	2	1	5
	Others	-	-	674
	TOTAL			26,404
	Mil Mi-8P (Malta Air Charter)			4,624
	TOTAL MOVEMENTS			31,028

1997 – 2002 Annual Total Aircraft Movements



	JAN	FEB	MAR	APR	MAY	JUN	JUL	AUG	SEP	OCT	NOV	DEC	TOTAL
1997	929	866	1,192	1,510	1,747	1,533	1,804	2,025	1,713	1,596	1,062	961	16,938
1998	886	835	1,102	1,479	1,551	1,579	1,790	1,937	1,713	1,541	1,086	1,032	16,531
1999	960	808	1,018	1,510	1,685	1,669	1,911	2,016	1,841	1,665	1,161	1,096	17,340
2000	1,092	1,016	1,296	1,624	1,776	1,752	2,016	2,111	1,889	1,645	1,040	984	18,241
2001	939	876	1,138	1,419	1,523	1,592	1,860	1,979	1,776	1,492	925	807	16,326
2002	799	794	1,075	1,311	1,471	1,511	1,714	1,855	1,635	1,498	965	878	15,506
% Variance 2001/2002	-14.9%	-9.4%	-5.5%	-7.6%	-3.4%	-5.1%	-7.8%	-6.3%	-7.9%	0.4%	4.3%	8.8%	-5.0%

TOTAL AIRCRAFT MOVEMENTS (ARRIVALS + DEPARTURES)	JAN	FEB	MAR	APR	MAY	JUN	JUL	AUG	SEP	OCT	NOV	DEC	TOTAL
1997	1,856	1,733	2,388	3,028	3,504	3,076	3,613	4,070	3,435	3,190	2,139	1,923	33,955
1998	1,769	1,681	2,209	2,963	3,118	3,157	3,577	3,870	3,423	3,080	2,176	2,068	33,091
1999	1,921	1,616	2,037	3,035	3,375	3,343	3,814	4,043	3,682	3,340	2,327	2,201	34,734
2000	2,184	2,031	2,598	3,256	3,557	3,506	4,020	4,208	3,783	3,297	2,081	1,968	36,489
2001	1,873	1,766	2,267	2,834	3,045	3,185	3,716	3,956	3,561	2,990	1,844	1,615	32,652
2002	1,596	1,587	2,143	2,633	2,947	3,011	3,437	3,707	3,278	2,997	1,931	1,761	31,028

Aircraft movements also include flights to and from Gozo.

2002 Air Traffic Control Statistics

AIRCRAFT MOVEMENTS SECTION 2

	JAN	FEB	MAR	APR	MAY	JUN	JUL	AUG	SEP	OCT	NOV	DEC	TOTAL 2002	TOTAL 2001
--	-----	-----	-----	-----	-----	-----	-----	-----	-----	-----	-----	-----	---------------	---------------

ENROUTE TRAFFIC

Civilian	2,294	2,207	2,396	2,266	2,402	2,533	2,905	3,150	2,859	2,847	2,694	2,849	31,402	28,144
Foreign Military	458	319	447	313	322	342	306	353	335	330	389	433	4,347	3,538
TOTAL	2,752	2,526	2,843	2,579	2,724	2,875	3,211	3,503	3,194	3,177	3,083	3,282	35,749	31,682

CIRCUIT & TRAINING FLIGHTS


Local Flights	278	152	195	296	468	352	396	392	418	264	118	178	3,507	3,622
Rollers & Overshoots	184	116	309	226	122	48	38	34	140	25	60	58	1,360	4,215
TOTAL	462	268	504	522	590	400	434	426	558	289	178	236	4,867	7,837

AERODROME MOVEMENTS

AFM Movements	226	214	261	230	264	252	236	271	334	305	282	230	3,105	2,664
Foreign Military	15	27	53	30	10	23	26	20	127	32	14	15	392	421
Civilian Helicopters	188	179	281	377	404	437	526	592	541	496	263	212	4,496	5,088
International Movements	1,408	1,404	1,868	2,246	2,514	2,554	2,888	3,107	2,719	2,481	1,675	1,540	26,404	27,740
TOTAL	1,837	1,824	2,463	2,883	3,192	3,266	3,676	3,990	3,721	3,314	2,234	1,997	34,397	35,913
GRAND TOTAL	5,051	4,618	5,810	5,984	6,506	6,541	7,321	7,919	7,473	6,780	5,495	5,515	75,013	75,432

RUNWAY USAGE	RUNWAY 32	RUNWAY 14	RUNWAY 24	RUNWAY 06
Landings	55.3%	28.7%	6.2%	9.8%
Take Offs	55.9%	24.0%	18.2%	1.9%
TOTAL	55.6%	26.3%	12.2%	5.9%

SECTION 3 GENERAL DATA



2002 Malta International Airport – General Data

STRUCTURE

Regulatory Authority

Department of Civil Aviation, Luqa.

Tel: (356) 21 249170. Fax: (356) 21 239278.

Airport Operator

Malta International Airport plc

Tel: (356) 21 249600 Fax: (356) 21 249563

e-mail: mia@maltaairport.com

www.maltaairport.com

Year of incorporation: 1991.

Main activities: Management of air passenger terminal, aircraft parking, air traffic control services, maintenance and operation of landing and parking areas and provision of fire fighting services.

Number of employees: 459 (as at 31st December 2002)

Number of employees with agencies and service providers based at air terminal: Approx. 2500.

Ground Handling

Air Malta p.l.c Tel: (356)21 249600.

Malta International Airport plc (General Aviation).

Tel: (356)21 249600.

AIRPORT DATA

Latitude: 35° 51' 31" N

Longitude: 14° 28' 41" E

Major town serviced: Malta – Valletta (5km away).

No. of passenger terminals: 1.

No. of freight terminals: 1.

No. of aircraft stands: 24.

Operational hours: 24.

Airfield Data

Airfield elevation: 300 ft.

Airfield restrictions: Local flying restrictions.

Runway direction: 06/24 14 32

Length (metres): 2377 x 45 3544 x 60 3355x60

Load classified and type: PCN75 PCN100.

Navigational aids: Approach radar; Cat II ILS/DME and ILS/NDB on Runways 14 and 32, SSR; RVR (Rwy32); VOR and NDB24 approach procedures available all runways.

Lighting Aids

- Approach: Runway 32 High Intensity coded centre line and cross bars, white; runway 14 High Intensity barrette centre line and cross bar w/o sequel flylights, white; run-way 24/06 High Intensity simple approach lighting system, white.
 - Threshold: Threshold lights and wingbar, green.
 - Runway: Runway edge – all runways, Rwy 32/14 centre line, end lights red.
 - Taxiway: Blue edge lights both sides and green/yellow exiting runway 32/14.
- Emergency equipment: Fire vehicles, arrangements for crash recovery.
- Fire category: Cat. 9.

AIRPORT DATA (CONT'D)

Passenger Facilities

Restaurants/cafeterias: Island Bar, Connections Cafeteria, Flite-Bite Cafeteria, Runway Bistro, McDonald's and Gateway Diner.

Tax Free shopping: 15 shops in departures lounge and 1 in arrivals hall.

Other shopping: Florist, pharmacy, newsagent, sweet shop, mobile phone.

Banking: 24 hours.

Baby-changing rooms: Departures Lounge.

Parking: 670-slot pay car park.

Disabled: Full access and dedicated facilities.

Baggage deposit: 24 hours.

Information services: 24 hours.

Gozo Heliport Data

Latitude: 36° 01' 42.3" N

Longitude: 14° 16' 24.5" E

Major town serviced: Gozo – Victoria (3km away).

No. of passenger terminals: 1.

Operational stand: 1.

Airfield Data

Elevation: 330ft.

Restrictions: Non-customs heliport, PPO.

Landing directions: Normally 10-28.

Length: 174 x 22m.

Load Class: Up to 13 tonnes.

Navigational aids: None.

Lighting Aids

- Runway edge: White, low intensity.
 - Threshold: Green, low intensity.
 - Runway end: Red, low intensity.
- Emergency equipment: Fire vehicles.

Cities Connected to Malta International Airport

COUNTRY	CHARTER FLIGHTS	SCHEDULED FLIGHTS
Albania	Tirana	
Algeria	Algiers, Hassi Messaoud	
Austria	Graz, Klagenfurt, Linz, Salzburg, Vienna	Vienna
Belgium	Brussels	Brussels
Bulgaria	Sofia	Sofia
Croatia	Zagreb	
Cyprus	Larnaca, Paphos	Larnaca
Czech Republic	Prague	Prague
Denmark	Billund, Copenhagen	Copenhagen
Egypt	Cairo, Hurghada, Luxor, Sharm El Shaeikh	Cairo
Eire	Dublin, Shannon	Cork, Dublin
Finland	Helsinki, Jvaskyla	
France	Brest, Clermont - Ferrand, Lille, Lourdes, Lyon, Mulhouse, Nantes, Nice - Cote D' Azur, Paris- Charles De Gaulle, Paris - Orly, Poitiers, Strasbourg, Toulouse	Marseille, Nantes, Paris - Charles De Gaulle, Paris -Orly
Georgia	Tbilisi	
Germany	Berlin - Shoenefeld, Berlin - Tegel, Cologne / Bonn, Dusseldorf, Dresden, Erfurt, Frankfurt, Hahn, Hamburg, Hanover, Leipzig, Munich, Nuremberg, Paderborn, Stuttgart	Berlin - Shoenefeld, Berlin - Tegel, Dusseldorf, Frankfurt, Hamburg, Hanover, Leipzig, Munich, Nuremberg, Stuttgart
Gibraltar	North Front	
Greece	Athens, Heraklion, Rhodes, Thessaloniki	Athens, Thessaloniki
Hungary	Budapest	Budapest
Israel	Tel Aviv	Tel Aviv
Italy	Bari, Bergamo, Bologna, Brescia, Catania, Lamezia, Milan - Linate, Milan - Malpensa, Napoli, Palermo, Parma, Pescara, Pisa, Rimini, Rome - Ciampino, Rome - Fiumicino, Venice, Verona	Catania, Palermo, Pescara, Milan - Malpensa, Napoli, Rome - Fiumicino
Jordan	Amman	
Liberia	Monrovia	
Libya	Mitiga, Tripoli	Benghazi, Tripoli

Cities Connected to Malta International Airport (Cont'd)

GENERAL DATA SECTION 3

COUNTRY	CHARTER FLIGHTS	SCHEDULED FLIGHTS
Macedonia	Skopje	
Mauritania	Nouakchott	
Moldova	Kishinev	
Morocco	Casablanca	Casablanca
Netherlands	Amsterdam, Rotterdam	Amsterdam
Nigeria	Lagos	
Norway	Oslo	Oslo
Poland	Warsaw	
Portugal	Lisbon, Porto	Lisbon
Romania	Bucharest	
Russia	Kaliningrad, Rostov, St. Petersburg, Tyumen	Moscow - Domodedovo, Moscow - Shermetyevo
Saudi Arabia	Riyadh - King Khaled International	
Sierra Leone	Freetown	
Slovak Republic	Bratislava	
Slovenia	Ljubljana	
Spain	Astruias, Barcelona, Bilbao, Gerona, Ibiza, Madrid - Barajas, Malaga, Palma Mallorca, Santiago, Tenerife - Canary Islands, Zaragoza	Barcelona
Sudan	Khartoum	
Sweden		Arlanda - Stockholm
Switzerland	Mulhouse, Zurich	Geneva, Zurich
Tunisia	Monastir	Djerba, Monastir, Tozeur, Tunis - Carthage
Turkey		Istanbul
U.A.E.	Dubai	Dubai
Ukraine	Zaporozhye	Kiev
U.K.	Aberdeen, Belfast, Birmingham, Bristol, Cardiff, East Midlands, Edinburgh, Exeter, Glasgow, Humberside, Inverness, Isle of Man, Leeds / Bradford, Liverpool, London - Gatwick, London - Luton, London - Stansted, Manchester, Newcastle, Norwich, Prestwick, Southampton, Southend, Teesside	Birmingham, Glasgow, London - Gatwick, London - Heathrow, London - Stansted, Manchester
Yugoslavia		Belgrade

2002 Monthly Meteorological Information

GENERAL DATA SECTION 3

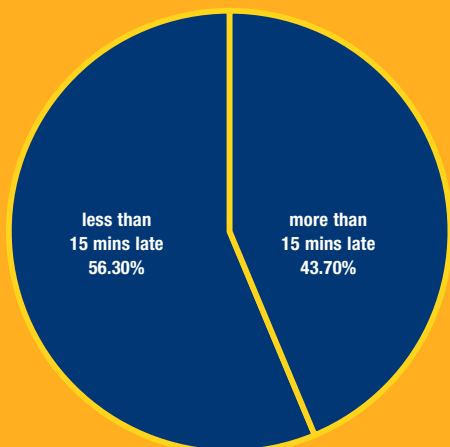
	JAN	FEB	MAR	APR	MAY	JUN	JUL	AUG	SEP	OCT	NOV	DEC
Mean Sea Level Pressure (hpa)	1026.20	1019.80	1015.40	1013.2	1014.90	1016.30	1013.50	1014.00	1014.80	1017.70	1014.80	1016.10
Mean Temperature (Deg.C)	11.50	13.80	15.50	16.90	19.50	24.60	27.10	26.40	24.00	21.30	18.30	14.20
Mean Relative Humidity (%)	77	83	76	74	79	62	65	69	75	75	79	80
Mean hours of Bright sunshine	6.20	7.00	7.00	8.20	9.50	11.70	11.20	10.50	8.30	7.80	5.20	5.00
Total Rainfall (mm)	22.00	60.60	9.00	5.70	9.20	Trace	Trace	17.20	21.40	22.40	180.00	106.60
Mean Maximum Temperature (Deg.C)	14.50	16.30	18.70	20.90	23.20	29.30	31.40	30.20	27.20	24.50	20.40	16.60
Mean Minimum Temperature (Deg.C)	8.60	11.20	12.40	13.00	15.70	19.80	22.80	22.60	20.70	18.00	16.10	11.90
Mean Sea Temperature (Deg.C)	16.20	16.00	15.80	16.40	18.30	22.20	25.20	25.40	25.00	23.40	21.00	18.10
Extreme Maximum Temp (Deg.C)	19.70	21.00	27.70	29.10	26.60	34.50	38.20	38.80	30.40	27.80	23.00	18.80
Extreme Minimum Temp (Deg.C)	9.20	8.70	7.50	8.30	13.00	14.20	20.30	19.90	16.70	14.50	11.90	7.70
Mean Wind Speed (KT)	5.7	7.9	10.1	8.5	9.2	6.2	7.4	7	6.6	6.4	8.2	8
Highest Gust Reached												
Direction	300°	290°	300°	130°	290°	300°	300°	290°	360°, 660°	260°	270°	300°, 270°
KT	29	31	38	33	36	33	32	31	25	32	30	34
Day	25	23, 24	22	3	24, 25	10	25	7	15, 22	12	10	29, 31
Number of Rainy Days	11	7	8	3	4	-	-	2	3	7	17	12
Mean Cloud Cover	3.80 oktas	4.30 oktas	4.40 oktas	3 oktas	3.30 oktas	1.30 oktas	1.4 oktas	2.20 oktas	3.30 oktas	3.20 oktas	4.60 oktas	4.40 oktas
Thunderstorms occurred on the following days of the month	17, 25	3, 7, 9	-	11, 12 26	7, 24	-	-	-	1, 15, 20, 24	4, 12	2, 6, 8, 21, 30	1, 5, 6, 7, 28, 29
Fog occurred on the following days of the month	29, 30	15, 16	6, 7	29, 30	-	-	7	-	-	-	-	-
Hail occurred on the following days of the month	-	-	-	-	-	-	-	-	-	-	1	4, 5, 6

2002 Time Audits – Arrivals & Other Data

TIME AUDITS – ARRIVALS	AIRCRAFT AT STAND	FIRST PASSENGER IN HALL	FIRST PASSENGER OUT OF PASSPORT CONTROL	FIRST BAG ON CAROUSEL	LAST BAG ON CAROUSEL
2001 Average (in minutes: seconds)	0:00	06:10	10:11	17:21	26:51
2002 Average (in minutes: seconds)	0:00	05:52	09:15	14:35	25:03

CARGO FIGURES (IN METRIC TONNES) (IN METRIC TONNES)	JAN	FEB	MAR	APR	MAY	JUN	JUL	AUG	SEP	OCT	NOV	DEC	TOTAL
1997	948	993	1,116	944	1,087	1,207	1,168	958	1,057	1,118	1,210	908	12,714
1998	969	954	1,022	853	1,024	1,121	1,097	920	947	1,054	1,069	959	11,989
1999	977	909	1,090	911	1,070	1,094	1,026	1,014	1,093	1,169	1,027	1,109	12,489
2000	1,022	1,127	1,182	1,080	1,152	1,126	1,166	961	1,240	1,247	1,304	1,092	13,699
2001	990	1,060	1,111	1,069	1,232	1,207	1,075	1,049	1,098	1,070	1,025	939	12,925
2002	862	964	1,080	1,068	1,060	1,164	1,147	1,133	1,190	1,274	1,204	1,204	13,351

PUNCTUALITY



PEAK DAY

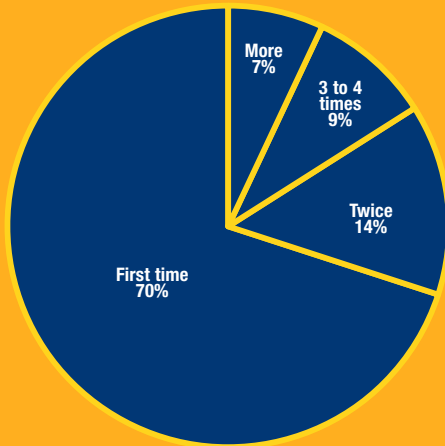


PEAK HOUR



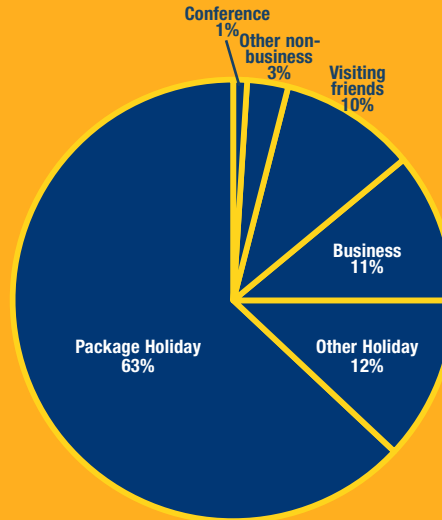
Passenger Profile

REPEAT TRAVELLING VISITORS



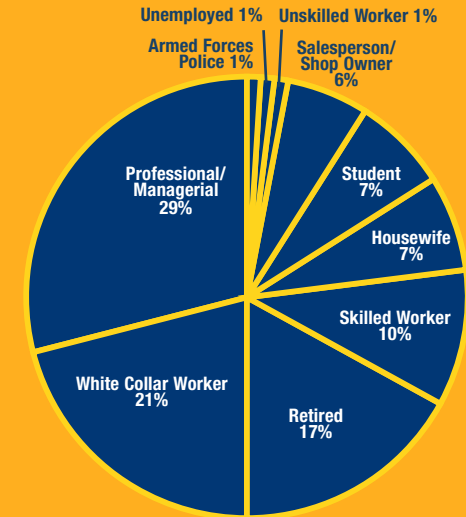
First time	70%
Twice	14%
3 to 4 times	9%
More	7%

MAIN REASON FOR TRAVELLING



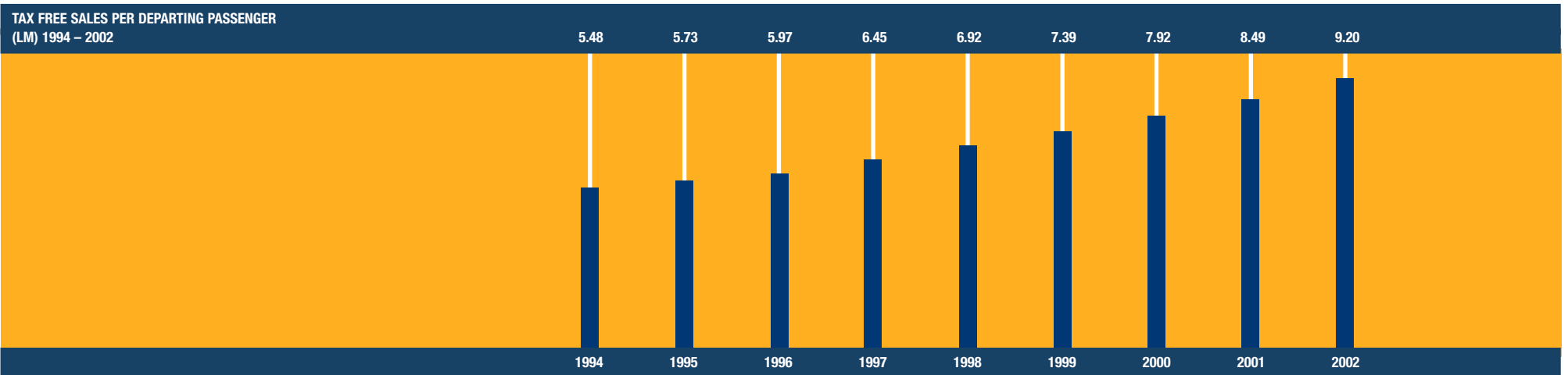
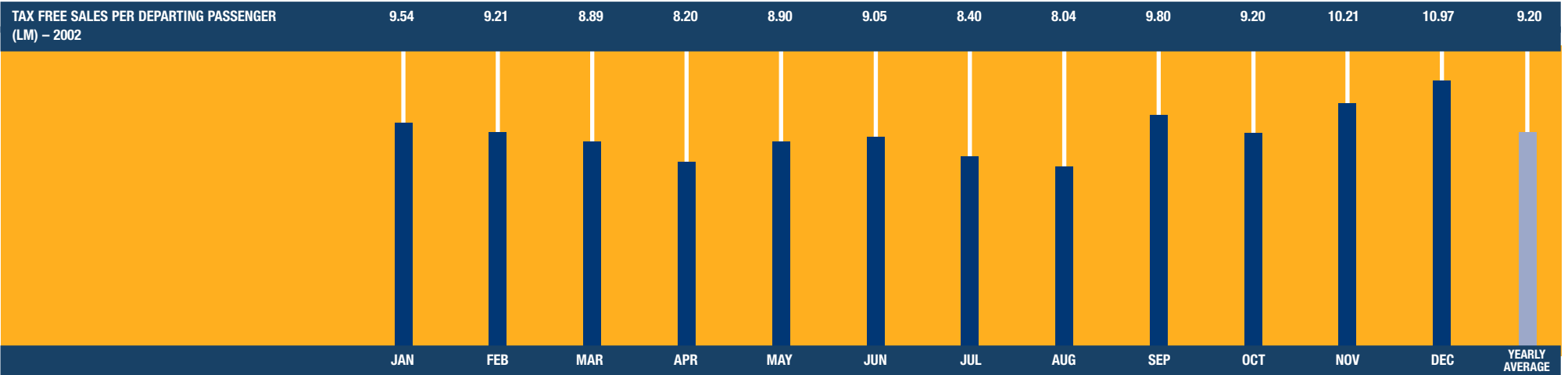
Package Holiday	63%
Other Holiday	12%
Business	11%
Visiting friends	10%
Other non-business	3%
Conference	1%

OCCUPATION



Professional / Managerial	29%
White Collar Worker	21%
Retired	17%
Skilled Worker	10%
Housewife	7%
Student	7%
Salesperson / Shop Owner	6%
Unskilled Worker	1%
Armed Forces / Police	1%
Unemployed	1%

Tax Free Sales

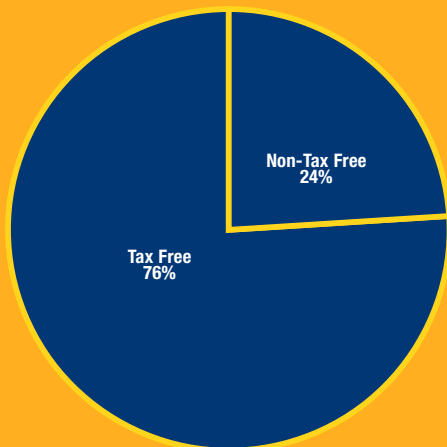


Commercial Statistics

GENERAL DATA SECTION 3

COMMERCIAL REVENUE (LM) IN /000	JAN	FEB	MAR	APR	MAY	JUN	JUL	AUG	SEP	OCT	NOV	DEC	TOTAL 2002	TOTAL 2001
Tax Free	584	557	833	876	1,005	1,092	1,247	1,485	1,459	1,288	858	677	11,959	11,791
Non-Tax Free	275	252	325	310	319	331	359	419	363	318	277	307	3,854	3,429
TOTAL REVENUE	858	808	1,158	1,186	1,324	1,423	1,606	1,903	1,822	1,606	1,135	983	15,813	15,220

RETAIL ACTIVITY BY AREA



TAX FREE SALES PER SQUARE METRE (LM) 1997 – 2002

